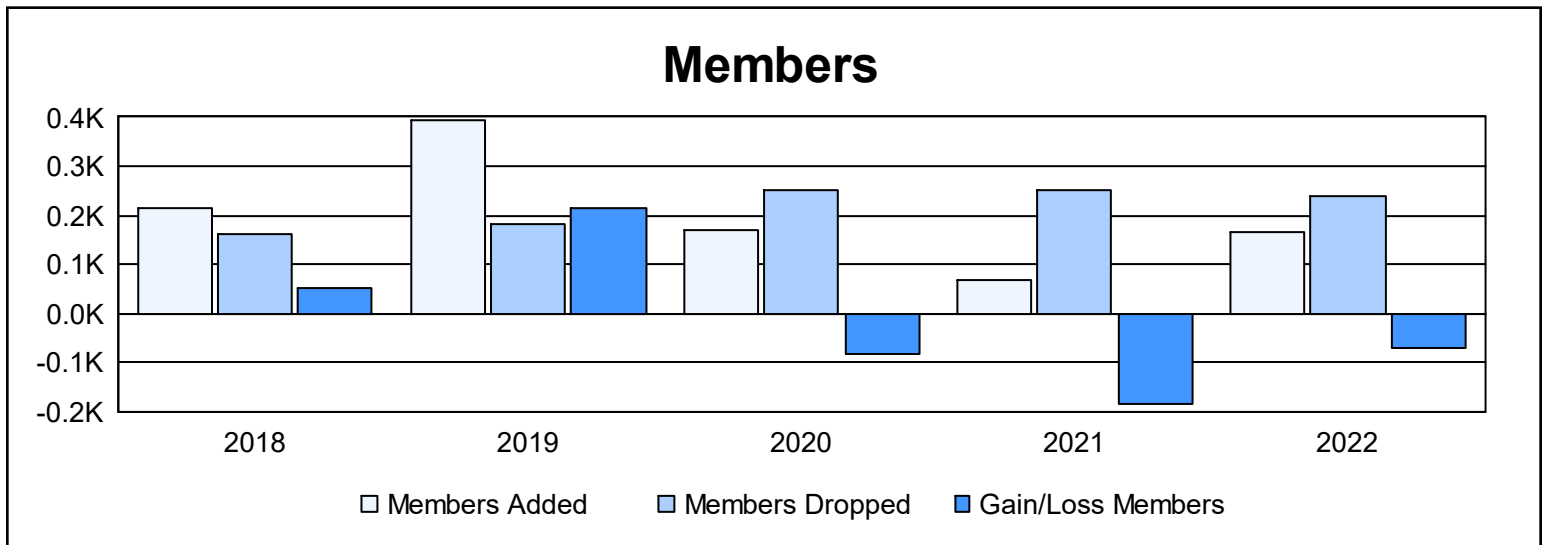
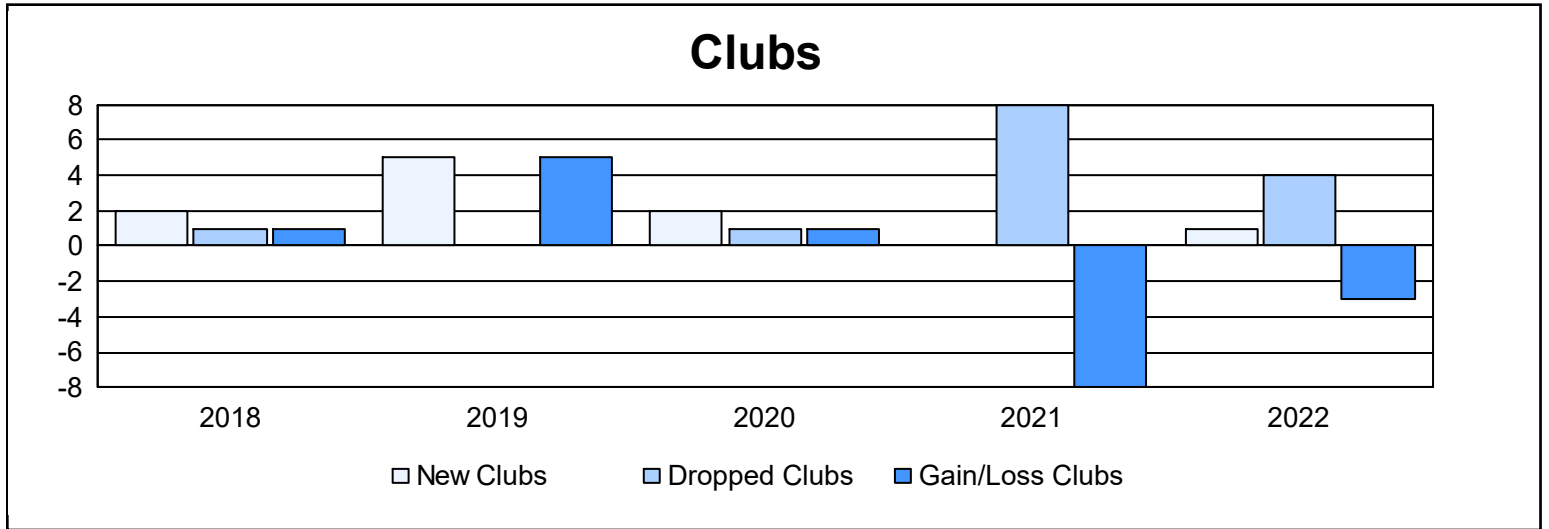
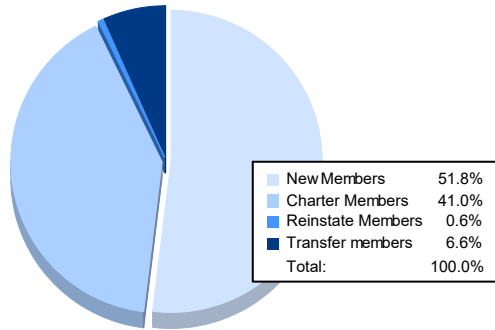


Year	New Clubs	Dropped Clubs	Gain/ Loss Clubs	New Members	Charter Members	Reinstate Members	Transfer Members	Total Member Added	Total Members Dropped	Gain/ Loss Members
2017-2018	2	1	1	146	51	6	10	213	163	50
2018-2019	5	0	5	266	112	1	15	394	180	214
2019-2020	2	1	1	53	85	25	5	168	252	-84
2020-2021	0	8	-8	40	23	2	3	68	252	-184
2021-2022	1	4	-3	86	68	1	11	166	238	-72
<b>Average</b>	<b>2</b>	<b>3</b>	<b>-1</b>	<b>118</b>	<b>68</b>	<b>7</b>	<b>9</b>	<b>202</b>	<b>217</b>	<b>-15</b>



### Membership Composition June 2022 Cumulative



### Gender Composition June 2022 Cumulative

